

Investment focus

The fund's aim is to achieve capital growth in the long term. The BB Adamant Asia Pacific Healthcare Fund invests in healthcare stocks of companies that have their registered office or carry out the majority of their economic activity in the healthcare markets of the Asia-Pacific region. Its investment universe consists of generics producers, pharma and biotechnology companies, medical technology and services firms. Experienced sector specialists focus on profitable companies that have a well-established product portfolio. Investments are made based on fundamental research analysis. Stock selection is exclusively bottom up, independent of benchmark weightings.

Fund facts

NAV	245.09
Volume	USD 471.7 Mio.
NAV-calculation	Daily "Forward Pricing"
Cut off time	9:00 CET
Distribution policy	Accumulating
Investment manager	Bellevue Asset Management AG
Custodian	RBC Investor Services, Luxembourg
Launch date	28.04.2017
Fiscal year end	30.06.
Benchmark	MSCI Asia Pacific HC Net TR
ISIN code	LU1587984847
Valor	36225520
Bloomberg	BEAAPBU LX
WKN	A2DPA3

Management fee	1.60%
Performance fee	10% above Benchmark*
Subscription fee	up to 5%
Min. investment	n.a.

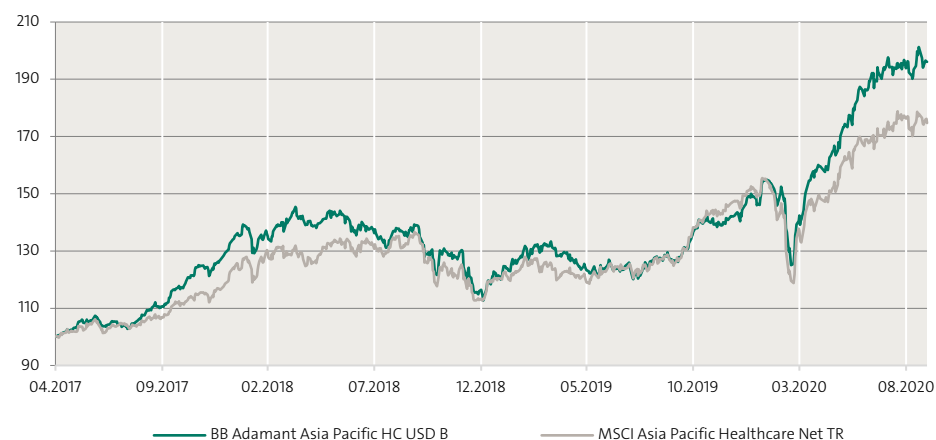
Legal entity	Luxembourg UCITS V SICAV
Countries of distribution	AT, CH, DE, ES, LU
EU tax status	Out of scope

Key figures

Beta	0.73
Correlation	0.8
Volatility	15.6%
Tracking Error	10.39
Active Share	50.73
Sharpe Ratio	1.35
Information Ratio	0.28
Jensen's Alpha	8.17

Source: Bellevue Asset Management, 30.09.2020;
Calculation over 3 years.
* With high watermark

Indexed performance since launch



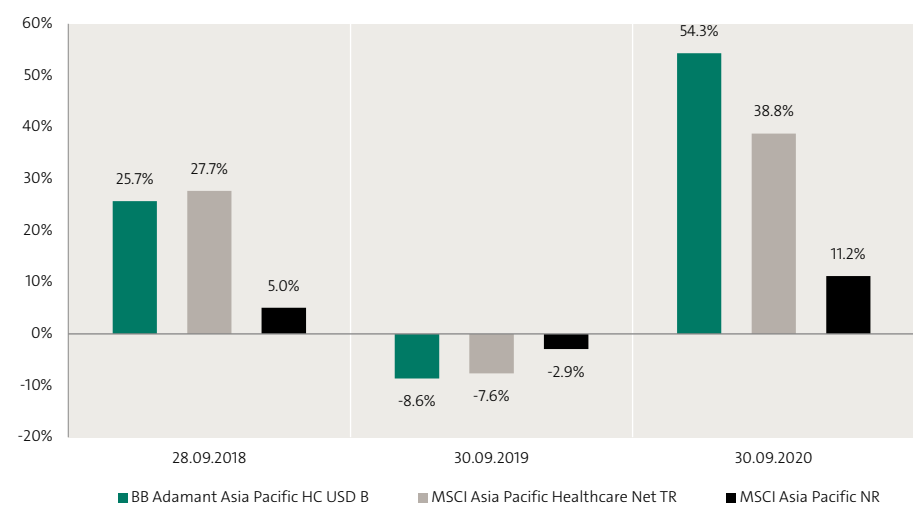
Cumulated & annualized performance

	Cumulated						Annualized			
	1 month	YTD	1 year	3 years	5 years	since launch	1 year	3 years	5 years	since launch
B USD	1.2%	37.2%	54.3%	77.2%	n.a.	96.1%	54.3%	21.0%	n.a.	21.7%
BM	-0.9%	18.6%	38.8%	63.6%	n.a.	74.7%	38.8%	17.8%	n.a.	17.7%
MSCI AP	-1.2%	1.6%	11.2%	13.4%	n.a.	24.5%	11.2%	4.3%	n.a.	5.6%

Annual performance

	2015	2016	2017	2018	2019	YTD
B USD	n.a.	n.a.	n.a.	-9.9%	22.7%	37.2%
BM	n.a.	n.a.	n.a.	-4.4%	30.1%	18.6%
MSCI AP	n.a.	n.a.	n.a.	-13.5%	19.4%	1.6%

Rolling 12-month-performance



Source: Bellevue Asset Management, 30.09.2020; all figures in USD %, total return / BVI-methodology
Past performance is not a reliable indicator of future results and can be misleading. As the subfund is denominated in a currency that may differ than an investor's base currency, changes in the rate of exchange may have an adverse effect on prices and incomes. Performance is shown net of fees and expenses for the relevant share class over the reference period. All performance figures reflect the reinvestment of dividends and do not take into account the commissions and costs incurred on the issue and redemption of shares, if any. Individual costs are not taken into account and would have a negative impact on the performance. With an investment amount of EUR 1,000 over an investment period of five years, the investment result in the first year would be reduced by the front-end load of up to EUR 50 (5%) as well as by additional individual custody charges. In subsequent years, the investment result would also be reduced by the individual custody account costs incurred. The reference benchmark of this class is used for performance comparison purposes only (dividend reinvested). No benchmark is directly identical to a subfund, thus the performance of a benchmark is not a reliable indicator of future performance of the subfund it is compared to. There can be no assurance that a return will be achieved or that a substantial loss of capital will not be incurred.

Top 10 positions

Olympus		4.2%
Daiichi Sankyo		4.1%
CSL		4.1%
Hoya		4.1%
Alibaba Health		3.9%
Takeda		3.8%
Cipla		3.8%
Ping An Healthcare		3.5%
Lupin Limited		3.5%
SZ Mindray		3.4%
Total top 10 positions		38.3%
Total positions		0

Geographic breakdown

Japan		37.7%
China		29.3%
India		17.9%
Australia		4.1%
Malaysia		1.7%
South Korea		1.1%
Cash		8.3%

Market cap breakdown

2 - 5 bn		6.1%
5 - 15 bn		27.7%
15 - 20 bn		13.0%
> 20 bn		44.9%
Others		8.3%

Market review

Global stock markets gave up some ground in September. The upcoming US presidential election, an ongoing spike in new coronavirus cases and a slower pace of economic recovery led to profit-taking. The MSCI World shed 3.4% over the month. Tech stocks were particularly weak after having made strong gains in previous months. Asian equity markets performed slightly better because tech stocks have a relatively lower weighting in these markets. Healthcare stocks in Asia demonstrated resilience once again and closed the month only slightly in the red.

The results of a planned interim analysis of a Phase III trial of Padcev in bladder cancer were so good that the trial was stopped early on ethical grounds. Last year the US FDA had granted accelerated approval to Japanese pharmaceutical company Astellas and its US partner Seattle Genetics for Padcev and the two companies can now submit the data for regular approval. Overall survival (OS) in patients treated with Padcev improved by 30% and progression-free survival (PFS) improved by 39% compared to patients in the control arm, who had been treated with chemotherapy.

At this year's ESMO (European Society for Medical Oncology), the Japanese pharmaceutical company Ono Pharma and its partner Bristol Myers attracted attention with their presentation of three major Opdivo trials. They reported solid data from all three trials and Opdivo is now an important new treatment option for gastric and esophageal cancers. In addition, the trial data in the treatment of kidney cancer was highly competitive.

Dr. Reddy's announced an agreement with Celgene on Revlimid in which Celgene agreed to provide Dr. Reddy's with a license to sell "volume-limited" amounts of generic Revlimid in the US beginning on a confidential date after March 2022, subject to regulatory approval. Revlimid generates annual sales of USD 8 bn in the US alone and is used to treat patients with multiple myeloma and myelodysplastic syndromes.

Apollo Hospitals, Chongqing Zhifei and Hoya were added to the portfolio in the past month. In addition, existing positions in Ping An Healthcare, Alibaba Healthcare and JCR Pharma were increased. Positions in Celltrion, Samsung Biologics, Wuxi Apptech and Aurobindo were closed and trimmed in Wuxi Biologics, Innovent and Dr. Reddy's.

Positioning & outlook

Asia is the most dynamic growth region in the world and it accounts for more than half of the world's population. Asian emerging markets are forecast to account for more than 50% of global GDP by 2050. As household incomes rise, the economic growth model of Asian countries will shift from manufacturing to the services sector. A growing middle class fuels demand for modern medicine. Healthcare ranks increasingly high on their wish list. Billions are being invested in infrastructure, technology and research to modernize the healthcare systems in emerging market countries. This is giving a broader access to better healthcare. Meanwhile rapid population aging is also increasing demand for healthcare. In 30 years' time there will be 400 to 500 million people over 60 in China alone, and they will have a growing need for modern health services and medicines.

Japan, which has been referred to as "the world's demographic laboratory", has championed cutting-edge innovation for decades. The Land of the Rising Sun boasts technology leadership in numerous fields, ranging from therapeutic antibody technology, immunotherapy and robotics to digitalization, diagnostics and medical imaging systems.


The fund offers defensive access to Asian emerging markets as well as exciting investment opportunities in technology leaders throughout the entire region. It invests in the entire healthcare system value chain, from generic drug producers and biotechnology companies to medical device manufacturers and digital health specialists.

Source: Bellevue Asset Management, 30.09.2020;

For illustrative purposes only. Holdings and allocations are subject to change. Any reference to a specific company or security does not constitute a recommendation to buy, sell, hold or directly invest in the company or securities. Where the subfund is denominated in a currency other than an investor's base currency, changes in the rate of exchange may have an adverse effect on price and income.

Risk and return profile

The Fund's objective is to generate an attractive return over a long-term horizon. It is therefore particularly suited to investors with an investment horizon of at least 5 years who want to diversify their portfolio with selective exposure to the healthcare sector in Asia and who are willing to accept the risks typically associated with stocks in this sector.



This fund is assigned to category 6, as its share price fluctuates severely and both the risk of loss and the opportunities for profit can therefore be high. The calculation of the risk and earnings profile is based on simulated/historical data, which cannot be used as a reliable indication of the future risk profile. The classification of the fund may change in future and does not constitute a guarantee. Even a fund classed in category 1 does not constitute a completely risk-free investment. There can be no guarantee that a return will be achieved or that a substantial loss of capital will not be incurred. The overall risk exposure may have a strong impact on any return achieved by the fund or subfund. For further information please refer to the fund prospectus or KIID.

Liquidity risk

The fund may invest some of its assets in financial instruments that may in certain circumstances reach a relatively low level of liquidity, which can have an impact on the fund's liquidity.

Risk arising from the user of derivatives

The fund may conclude derivatives transactions. This increases opportunities, but also involves an increased risk of loss.

Currency risks

The fund may invest in assets denominated in a foreign currency. Changes in the rate of exchange may have an adverse effect on prices and incomes.

Operational risks and custody risks

The fund is subject to risks due to operational or human errors, which can arise at the investment company, the custodian bank, a custodian or other third parties.

Target market

The fund is suitable for retail and professional investors in Austria, Germany, Luxembourg, Spain and Switzerland.

Chances

- Access to defensive growth – Asia's emerging countries are facing aging populations and changing lifestyles.
- An interesting combination of investments in Asian emerging markets and Japanese cutting-edge technology.
- Broad spread across different sectors and company sizes in the Asia-Pacific healthcare industry.
- Attractive valuations compared with the projected medium to long-term growth.
- BB Adamant Team – top-performing pioneer in the management of healthcare portfolios in emerging markets.

Inherent risks

- The fund invests in equities. Equities are subject to price fluctuations and so are also exposed to the risk of price losses.
- Investing in emerging markets entails the additional risk of political and social instability.
- The fund invests in foreign currencies, which means a corresponding degree of currency risk against the reference currency.
- The subfund may invest in China A equities. This entails the risk of supervisory changes, volume caps and operating restrictions which may lead to a higher counterparty risk.
- The fund may invest a proportion of its assets in financial instruments that might under certain circumstances have a relatively low level of liquidity, which can in turn affect the fund's liquidity.

You can find a detailed presentation of the risks faced by this fund in the "Special Investment Risks" section of the sales prospectus.

Management Team



Oliver Kubli, CFA

Portfolio Manager since inception of the fund

Joined Bellevue in 2015 as Head Portfolio Management Healthcare Funds & Mandates. Prior to that he was from 2008 to 2014 Member of the Management Board and Head Portfolio Management at Adamant Biomedical Investments.



Remo Krauer, CIIA

Portfolio Manager of the fund since 2018

Joined Bellevue in 2018 as Senior Portfolio Manager. Prior to that he was Head Portfolio Construction from 2016 to 2018 and Senior Portfolio Manager from 2005 to 2016 at Zürcher Kantonalbank.



Dr. Cyrill Zimmermann

Portfolio Manager since inception of the fund

Joined Bellevue in 2015 as Head Healthcare Funds & Mandates and member of the Executive Board. From 2001 to 2014 he was CEO and co-founder of Adamant Biomedical Investment.



Important information

This marketing communication relates to Bellevue Funds (Lux) (hereinafter the “Fund”), an investment company with variable capital “société à capital variable” (SICAV) under the current version of the Law of the Grand Duchy of Luxembourg of 10 August 1915 on commercial companies (“Law of 1915”) and is authorized under Part I of the Law of 17 December 2010 relating to undertakings for collective investment (“Law of 2010”) as an undertaking for collective investment (UCITS). BB Adamant Asia Pacific Healthcare is a subfund of Bellevue Funds (Lux).

This marketing communication is issued by Bellevue Asset Management AG, which is an authorized asset manager subject to the supervision of the Swiss Financial Market Supervisory Authority (FINMA) and acts as an Investment Manager of the Fund. The Prospectus, statutes, the annual and half-yearly report, the share prices and further information about the Fund can be obtained free of charge in English and German from the management company of the Fund, Bellevue Asset Management AG, Seestrasse 16, CH-8700 Küsnacht, from the representative, paying, facilities and information agents mentioned below or online at www.bellevue.ch. The Key Investor Information documents are available free of charge in the languages of the countries of distribution (German for Germany, Austria and Switzerland, Spanish in Spain and English and German in Luxembourg) at www.fundinfo.com.

This document is neither directed to, nor intended for distribution or use by, any person or entity who is a citizen or resident of any locality, state, country or jurisdiction where such distribution, publication, availability or use would be contrary to law or regulation. It is particularly not intended for US persons, as defined under Regulation S of the U.S. Securities Act of 1933, as amended. The information and data presented in this document are not to be considered as an offer to buy, sell or subscribe to any securities or financial instruments. The information, opinions and estimates contained in this document reflect a judgment at the original date of release and are subject to change without notice. This information pays no regard to the specific or future investment objectives, financial or tax situation or particular needs of any specific recipient and in particular tax treatment depends on individual circumstances and may be subject to change.

This document is not to be relied upon in substitution for the exercise of independent judgment. Before making any investment decision, investors are recommended to ascertain if this investment is suitable for them in the light of their financial knowledge and experience, investment goals and financial situation, or to obtain specific advice from an industry professional. The details and opinions contained in this document are not to be considered as recommendation or investment advice. Every investment involves risk, especially with regard to fluctuations in value and return, and investors’ capital may be at risk. If the currency of a financial product is different from your reference currency, the return can increase or decrease as a result of currency fluctuations. Past performance is no indicator for the current or future performance. The performance data are calculated without taking account of commissions and costs that result from subscriptions and redemptions. Commissions and costs have a negative impact on performance. For more information about the associated costs, please refer to the related costs and fees section of the prospectus. Any benchmarks/indices cited herein are provided for information purposes only. No benchmark/index is directly comparable to the investment objectives, strategy or universe of the subfund. The performance of a benchmark shall not be indicative of past or future performance of the subfund. Financial transactions should only be undertaken after having carefully studied the current valid prospectus and are only valid on the basis of the latest version of the prospectus and available annual and half-yearly reports. Please take note of the risk factors.

Countries of distribution and local representatives

The Bellevue Funds (Lux) is registered and admitted for public distribution in Austria, Germany, Luxembourg, Spain and Switzerland.

Austria

Paying and information agent: ERSTE BANK der oesterreichischen Sparkassen AG, Am Belvedere 1, A-1100 Vienna

Germany

Information agent: ACOLIN Europe GmbH, Reichenaustrasse 11a-c, D-78467 Konstanz

Spain

Representative: Atl Capital, Calle de Montalbán 9, ES-28014 Madrid - CNMV under the number 938

Switzerland

The Bellevue Funds (Lux) SICAV is registered for public offering and distribution in Switzerland with the Swiss Financial Market Supervisory Authority.

Representative agent in Switzerland: ACOLIN Fund Services AG, Leutschenbachstrasse 50, CH-8050 Zurich

Paying agent in Switzerland: DZ PRIVATBANK (Schweiz) AG, Münsterhof 12, P.O. Box, CH-8022 Zürich

You can obtain the sales prospectus, Key Investor Information Document (“KIID”), statutes and the current annual and half-yearly reports, the current share prices and further information about the fund free of charge in German from the management company Bellevue Asset Management AG, Seestrasse 16, CH-8700 Küsnacht, the representative agent in Switzerland or online at www.bellevue.ch.

In respect of the units distributed in or from Switzerland, the place of performance and jurisdiction is at the registered office of the representative agent.

Copyright©2020 Bellevue Asset Management, Inc. All rights reserved.

Citywire information is proprietary and confidential to Citywire Financial Publishers Ltd (“Citywire”), may not be copied and Citywire excludes any liability arising out its use.

The most important terms are explained in the glossary at www.bellevue.ch/en/glossary