

Investment focus

The fund's aim is to achieve capital growth in the long term. The Fund invests worldwide in companies active in the medical technology and healthcare services sector. Aim is to provide investors an attractive Healthcare Fund solution by investing in the entire healthcare universe with the exclusion of drug makers. Experienced sector specialists focus on profitable, liquid mid and large cap companies with an established product portfolio as well as fast growing small cap companies with leading-edge technology offering. Stock selection is based on fundamental company analysis, focusing in particular on the medical benefits and the potential savings for the healthcare system as well as the expected market potential of a company's products and services. The selection of the portfolio companies is entirely bottom up, independent of benchmark weightings.

Fund facts

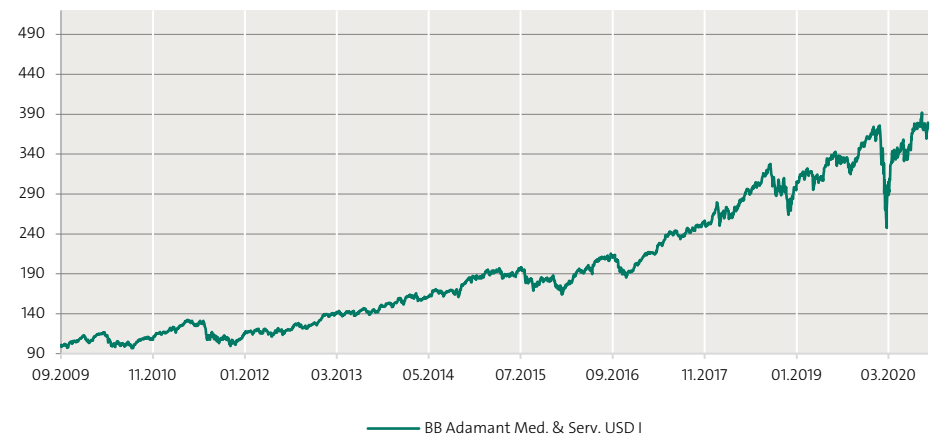
NAV	138.42	
Volume	USD 1'406.2 Mio.	
NAV-calculation	Daily "Forward Pricing"	
Cut off time	15:00 CET	
Distribution policy	Accumulating	
Investment manager	Bellevue Asset Management AG	
Custodian	RBC Investor Services, Luxembourg	
Launch date	30.09.2009	
Fiscal year end	30.06.	
Benchmark (M)	MSCI World IMI HC Equip. & Supp.	
Benchmark (HC)	MSCI World HC Net Return	
	U2-Shares	I-Shares
ISIN code	LU2194372939	LU0453818972
Valor	55589722	10553521
Bloomberg	BBAMU2U LX	BFLBBIU LX
WKN	A2P68N	AOYC2D
	U2-Shares	I-Shares
Management fee	0.70%	0.90%
Performance fee	None	none
Subscription fee	up to 5%	up to 5%
Min. investmer	USD 50.0 Mio.	n.a.
Legal entity	Luxembourg UCITS V SICAV	
Countries of distribution	AT, CH, DE, ES, LU, SG (Res), UK	
EU tax status	Out of scope	

Key figures

Beta	1.01
Correlation	0.93
Volatility	23.1%
Tracking Error	8.74
Active Share	35.02
Sharpe Ratio	0.78
Information Ratio	-0.47
Jensen's Alpha	-5.34

Source: Bellevue Asset Management, 30.09.2020;
Calculation over 3 years.

Indexed performance since launch (I-Shares)



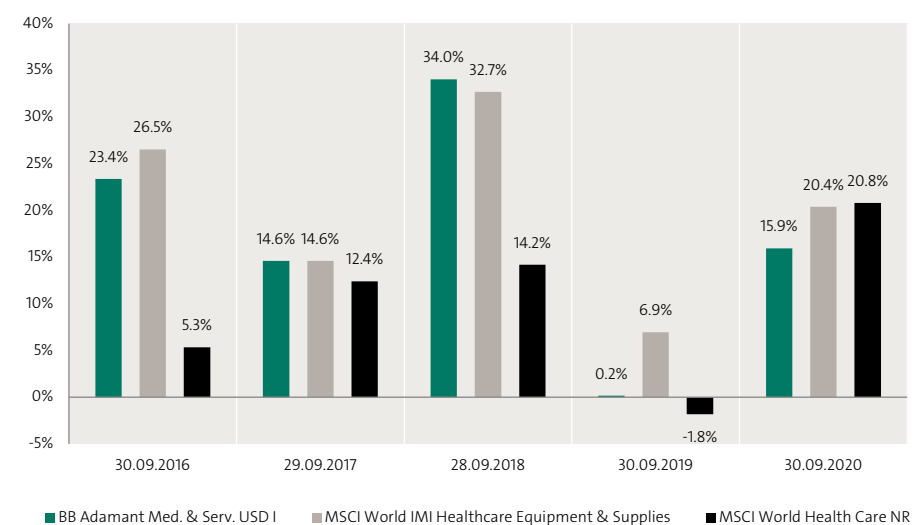
Cumulated & annualized performance (I-Shares)

	Cumulated					Annualized				
	1 month	YTD	1 year	3 years	5 years	since launch	1 year	3 years	5 years	since launch
I USD	-1.3%	5.2%	15.9%	55.6%	120.0%	279.4%	15.9%	15.9%	17.1%	12.9%
Medtech	-0.2%	12.2%	20.4%	70.9%	147.8%	390.6%	20.4%	19.6%	19.9%	15.5%
H'care	-1.4%	6.3%	20.8%	35.4%	60.3%	263.8%	20.8%	10.6%	9.9%	12.5%

Annual performance (I-Shares)

	2015	2016	2017	2018	2019	YTD
I USD	0.3%	4.2%	30.6%	12.6%	27.0%	5.2%
Medtech	8.0%	5.1%	30.3%	10.8%	31.7%	12.2%
H'care	6.6%	-6.8%	19.8%	2.5%	23.2%	6.3%

Rolling 12-month-performance (I-Shares)



Source: Bellevue Asset Management, 30.09.2020; all figures in USD %, total return / BVI-methodology
Past performance is not a reliable indicator of future results and can be misleading. As the subfund is denominated in a currency that may differ than an investor's base currency, changes in the rate of exchange may have an adverse effect on prices and incomes. Performance is shown net of fees and expenses for the relevant share class over the reference period. All performance figures reflect the reinvestment of dividends and do not take into account the commissions and costs incurred on the issue and redemption of shares, if any. Individual costs are not taken into account and would have a negative impact on the performance. With an investment amount of EUR 1,000 over an investment period of five years, the investment result in the first year would be reduced by the front-end load of up to EUR 50 (5%) as well as by additional individual custody charges. In subsequent years, the investment result would also be reduced by the individual custody account costs incurred. The reference benchmark of this class is used for performance comparison purposes only (dividend reinvested). No benchmark is directly identical to a subfund, thus the performance of a benchmark is not a reliable indicator of future performance of the subfund it is compared to. There can be no assurance that a return will be achieved or that a substantial loss of capital will not be incurred.

Top 10 positions

Abbott Laboratories		9.2%
Danaher		6.2%
Medtronic		5.8%
Intuitive Surgical		5.0%
Boston Scientific		4.8%
Stryker		4.7%
Edwards Lifesciences		4.2%
Becton Dickinson		4.1%
UnitedHealth		3.6%
Humana		3.5%
Total top 10 positions		51.1%
Total positions		63

Sector breakdown

Cardiology		26.5%
Managed Care		17.7%
Surgery		8.7%
Orthopedics		7.9%
Life Science Supply		6.3%
Diabetes		3.5%
Imaging/Radiotherapy		3.3%
Dialysis / Blood		2.5%
Others		21.4%
Cash		2.2%

Geographic breakdown

United States		90.6%
Denmark		2.1%
Netherlands		1.7%
Japan		1.3%
Others		2.1%
Cash		2.2%

Market cap breakdown

0 - 1 bn		0.7%
1 - 2 bn		1.8%
2 - 5 bn		3.5%
5 - 15 bn		15.7%
15 - 20 bn		1.6%
> 20 bn		74.1%
Others		2.7%

Market review

Last month saw the world stock market (MSCI World Net -1.6%) hand back some of its strong gains from the previous month, whereas the medtech sector (MSCI World Healthcare Equipment & Supplies +1.7%) continued to march higher. The BB Adamant Medtech & Services Fund (+0.6%) also delivered a positive return, beating the broad healthcare market (MSCI World Healthcare Net +0.5%) but not its benchmark.

The medtech company Shockwave Medical (+21.6%) has developed an innovative and disruptive method for treating calcified coronary stenoses by means of intravascular lithotripsy. In September, it was announced that clinical data from its US pivotal trial "Disrupt CAD III" will be presented at the TCT (Transcatheter Cardiovascular Therapeutics), the largest virtual medical congress for interventional cardiology, on October 15. The fund's positions in American Well (+67.1%) and Inspire Medical (+10.3%) also had a positive impact on performance. American Well has a comprehensive technology platform that connects insurers, hospitals, physicians and patients through virtual care platforms. American Well raised over USD 850 mn through its IPO, in which we participated. Inspire Medical, a specialist for treating moderate to severe cases of obstructive sleep apnea, made positive comments regarding the ongoing recovery in the number of procedures performed and announced that Humana is the latest health insurer that is now covering the costs of Inspire system implants. Life sciences tools provider Thermo Fisher (+4.9%) increased its guidance for third-quarter sales at a virtual investor conference to a level well above the consensus estimate. Edwards Lifesciences (-5.1%) and Boston Scientific (-4.9%) were performance detractors.

In the insurance space, UnitedHealth (+2.1%) and Humana (+1.7%) made positive contributions to the fund's performance in September. "Medicare Advantage" plans offer coverage to people 65 and older in the US; Humana is focused on this segment and UnitedHealth is the largest provider in this particular market. In September, the US Department of Health "Centers for Medicare & Medicaid Services" forecast record-high "Medicare Advantage" enrollment for 2021. Its projection of a more than 10% yoy increase was well above investor expectations.

The US presidential election and the confirmation of a US Supreme Court Justice will take place during the next few months. President Trump has nominated conservative Amy Coney Barrett to the Supreme Court. If confirmed, 6 out of 9 judges would belong to the court's conservative faction, which could have an impact on the court's hearing of a case challenging the constitutionality of Obamacare in mid-2021. Senate confirmation of Amy Barrett is considered a done deal. However, it is highly unlikely that the country's highest court will rule that the entire Affordable Care Act is unconstitutional.


Positioning & outlook

New infection rates began to increase in several countries during the third quarter, which is likely to hinder the full re-opening of the economy. We expect the medtech and services sector to perform better than the broader stock market in a challenging economy thanks to the non-cyclical underlying demand for its products and services. This assumption is also based on the additional growth the sector is likely to experience as treatments that had to be canceled during the corona crisis are rescheduled. Based on our discussions with numerous companies, we expect Q3 results will be better than expected and that elective procedure volumes will have continued to normalize as expected.

On November 3, 2020, Americans will elect their president and a third of the Senate. We presume Donald Trump's re-election would be positive for the performance of our portfolio companies, and a victory by challenger Joe Biden would be neutral to slightly positive. The business outlook of medical technology and digital health companies, which represent 80% of the fund's portfolio, will not be affected much by the outcome of the US presidential election. In the health insurance space, 15% of the fund's portfolio, Biden would expand Medicaid, the health insurance program for low-income households. This would lead to a further increase in the number of people with health insurance coverage. If Democrats win a majority in the Senate as well as the White House – which we do not expect at the moment – corporate tax rates might be increased. Medtech companies would be less impacted by such action than the overall market, while health insurers would be affected more than average. We believe that the Medtech and Services sector's current valuation discount vs the US stock market already prices in to a great extent various potentially negative scenarios and that, once the uncertainty in connection with the US elections has passed, the sector will experience a re-rating.

Risk and return profile

The Fund's investment objective is to generate attractive and competitive capital growth in the long term. It is therefore particularly suited to investors with an investment horizon of at least 5 years who want to selectively diversify their portfolio with investments in the medical technology and healthcare services sector and who are willing to accept the equity risk typical of this sector.



This fund is assigned to category 6, as its share price fluctuates severely and both the risk of loss and the opportunities for profit can therefore be high. The calculation of the risk and earnings profile is based on simulated/historical data, which cannot be used as a reliable indication of the future risk profile. The classification of the fund may change in future and does not constitute a guarantee. Even a fund classed in category 1 does not constitute a completely risk-free investment. There can be no guarantee that a return will be achieved or that a substantial loss of capital will not be incurred. The overall risk exposure may have a strong impact on any return achieved by the fund or subfund. For further information please refer to the fund prospectus or KIID.

Liquidity risk

The fund may invest some of its assets in financial instruments that may in certain circumstances reach a relatively low level of liquidity, which can have an impact on the fund's liquidity.

Risk arising from the user of derivatives

The fund may conclude derivatives transactions. This increases opportunities, but also involves an increased risk of loss.

Currency risks

The fund may invest in assets denominated in a foreign currency. Changes in the rate of exchange may have an adverse effect on prices and incomes.

Operational risks and custody risks

The fund is subject to risks due to operational or human errors, which can arise at the investment company, the custodian bank, a custodian or other third parties.

Target market

The fund is suitable for retail and professional investors in Austria, Germany, Luxembourg, Spain and Switzerland.

Chances

- Digitalization of the healthcare sector is boosting medtech companies' growth and earnings.
- Focusing on profitable, liquid mid and large cap companies with an established product portfolio as well as on rapidly growing small cap businesses delivering cutting-edge technology.
- Managed care profits from the privatization of the health insurance sector and lower treatment costs.
- Minimally invasive techniques gaining ground – shorter treatment times reduce healthcare costs.
- Bellevue – Healthcare pioneer since 1993 and today one of the biggest independent investors in the sector in Europe.

You can find a detailed presentation of the risks faced by this fund in the "Special Investment Risks" section of the sales prospectus.

Management Team



Stefan Blum

Lead Portfolio Manager since inception of the fund

Joined Bellevue in 2008 as portfolio manager. Prior to joining Bellevue, he spent 4 years as head of investor relations at Sonova and as a financial analyst at Bank Sarasin from 1996 to 2000.



Marcel Fritsch

Portfolio Manager since inception of the fund

Joined Bellevue in 2008 as portfolio manager. Prior to that, he spent more than 3 years as a consultant with Deloitte & Touche, where he advised multinational companies in the healthcare industry on strategic issues.



Important information

This marketing communication relates to Bellevue Funds (Lux) (hereinafter the “Fund”), an investment company with variable capital “société à capital variable” (SICAV) under the current version of the Law of the Grand Duchy of Luxembourg of 10 August 1915 on commercial companies (“Law of 1915”) and is authorized under Part I of the Law of 17 December 2010 relating to undertakings for collective investment (“Law of 2010”) as an undertaking for collective investment (UCITS). BB Adamant Medtech & Services is a subfund of Bellevue Funds (Lux).

This marketing communication is issued by Bellevue Asset Management AG, which is an authorized asset manager subject to the supervision of the Swiss Financial Market Supervisory Authority (FINMA) and acts as an Investment Manager of the Fund. The Prospectus, statutes, the annual and half-yearly report, the share prices and further information about the Fund can be obtained free of charge in English and German from the management company of the Fund, Bellevue Asset Management AG, Seestrasse 16, CH-8700 Küsnacht, from the representative, paying, facilities and information agents mentioned below or online at www.bellevue.ch. The Key Investor Information documents are available free of charge in the languages of the countries of distribution (German for Germany, Austria and Switzerland, Spanish in Spain and English and German in Luxembourg) at www.fundinfo.com. This document is neither directed to, nor intended for distribution or use by, any person or entity who is a citizen or resident of any locality, state, country or jurisdiction where such distribution, publication, availability or use would be contrary to law or regulation. It is particularly not intended for US persons, as defined under Regulation S of the U.S. Securities Act of 1933, as amended. The information and data presented in this document are not to be considered as an offer to buy, sell or subscribe to any securities or financial instruments. The information, opinions and estimates contained in this document reflect a judgment at the original date of release and are subject to change without notice. This information pays no regard to the specific or future investment objectives, financial or tax situation or particular needs of any specific recipient and in particular tax treatment depends on individual circumstances and may be subject to change. This document is not to be relied upon in substitution for the exercise of independent judgment. Before making any investment decision, investors are recommended to ascertain if this investment is suitable for them in the light of their financial knowledge and experience, investment goals and financial situation, or to obtain specific advice from an industry professional. The details and opinions contained in this document are not to be considered as recommendation or investment advice. Every investment involves risk, especially with regard to fluctuations in value and return, and investors' capital may be at risk. If the currency of a financial product is different from your reference currency, the return can increase or decrease as a result of currency fluctuations. Past performance is no indicator for the current or future performance. The performance data are calculated without taking account of commissions and costs that result from subscriptions and redemptions. Commissions and costs have a negative impact on performance. For more information about the associated costs, please refer to the related costs and fees section of the prospectus. Any benchmarks/indices cited herein are provided for information purposes only. No benchmark/index is directly comparable to the investment objectives, strategy or universe of the subfund. The performance of a benchmark shall not be indicative of past or future performance of the subfund. Financial transactions should only be undertaken after having carefully studied the current valid prospectus and are only valid on the basis of the latest version of the prospectus and available annual and half-yearly reports. Please take note of the risk factors.

Countries of distribution and local representatives

The Bellevue Funds (Lux) is registered and admitted for public distribution in Austria, Germany, Luxembourg, United Kingdom, Singapore (Res), Spain and Switzerland.

Austria

Paying and information agent: ERSTE BANK der oesterreichischen Sparkassen AG, Am Belvedere 1, A-1100 Vienna

Germany

Information agent: ACOLIN Europe GmbH, Reichenaustrasse 11a-c, D-78467 Konstanz

Spain

Representative: atl Capital, Calle de Montalbán 9, ES-28014 Madrid - CNMV under the number 938

United Kingdom

The Bellevue Funds (Lux) SICAV is recognised for public offering and distribution in the United Kingdom. Facilities agent: Financial Express Limited, 3rd Floor, Hollywood House, Church Street East, Woking, Surrey GU21 6HJ

Switzerland

The Bellevue Funds (Lux) SICAV is registered for public offering and distribution in Switzerland with the Swiss Financial Market Supervisory Authority.

Representative agent in Switzerland: ACOLIN Fund Services AG, Leutschenbachstrasse 50, CH-8050 Zurich

Paying agent in Switzerland: DZ PRIVATBANK (Schweiz) AG, Münsterhof 12, P.O. Box, CH-8022 Zürich

You can obtain the sales prospectus, Key Investor Information Document (“KIID”), statutes and the current annual and half-yearly reports, the current share prices and further information about the fund free of charge in German from the management company Bellevue Asset Management AG, Seestrasse 16, CH-8700 Küsnacht, the representative agent in Switzerland or online at www.bellevue.ch.

In respect of the units distributed in or from Switzerland, the place of performance and jurisdiction is at the registered office of the representative agent.

Copyright©2020 Bellevue Asset Management, Inc. All rights reserved. Copyright©2020 Morningstar, Inc. All rights reserved.

Citywire information is proprietary and confidential to Citywire Financial Publishers Ltd (“Citywire”), may not be copied and Citywire excludes any liability arising out its use.

Lipper Awards 2020 ©, All rights reserved. The printing, copying, redistribution, or retransmission of this Content without express written permission is prohibited.