

## Investment focus

The BB Adamant Sustainable Healthcare Fund invests in healthcare firms with strong sustainability credentials and innovative business models. Examples of sustainability in the healthcare industry are environmentally sound procurement policies for drug makers, high safety standards for medical products and services, and a commitment to ethics when conducting clinical trials. From the perspective of the patient, the early diagnosis of life-threatening diseases, personalized medicine enabling highly selective treatments and efficient treatment procedures are key sustainability indicators. A variety of high-growth themes, smart stock selection using our established investment process and the application of sustainability criteria are the fund's tools for achieving attractive returns.

## Fund facts

NAV	121.46
Volume	CHF 47.1 million
NAV-calculation	Daily "Forward Pricing"
Cut off time	15:00 CET
Distribution policy	Accumulating

Investment manager	Bellevue Asset Management
Custodian	RBC Investor Services, Luxembourg
Launch date	29.06.2018
Fiscal year end	30.06.
Benchmark	MSCI World Health Care Net Return

ISIN code	LU1819585883
Valor	41670704
Bloomberg	BBSHCBC LX
WKN	A2JMRJ

Management fee	1.60%
Performance fee	None
Subscription fee	up to 5%
Min. investment	n.a.

Legal entity	Luxembourg UCITS V SICAV
Countries of distribution	AT, CH, DE, ES, LU
EU tax status	Out of scope

## Key figures

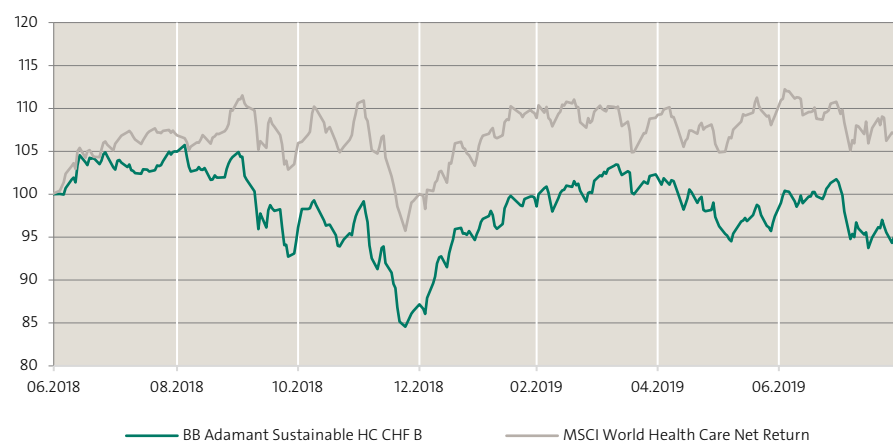
Beta	0.78
Correlation	0.73
Volatility	14.6%

Tracking Error	9.36
Active Share	86.88

Sharpe Ratio	-0.75
Information Ratio	-0.93
Jensen's Alpha	-10.11

Source: Bellevue Asset Management, 31.08.2019;  
Calculation over 1 year.

## Indexed performance since launch



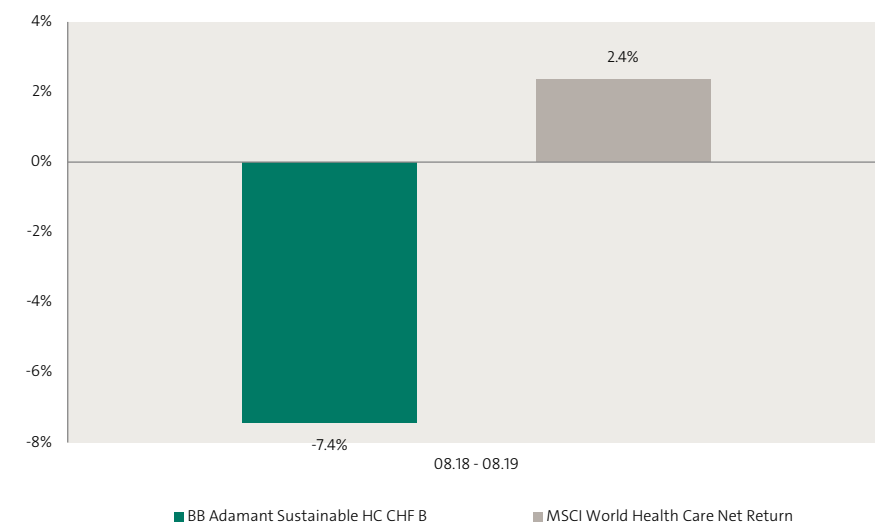
## Cumulated & annualized performance

	Cumulated						Annualized			
	1 month	YTD	1 year	3 years	5 years	since launch	1 year	3 years	5 years	since launch
B CHF	-3.4%	11.5%	-7.4%	n.a.	n.a.	-2.8%	-7.4%	n.a.	n.a.	-2.4%
BM	0.0%	9.3%	2.4%	n.a.	n.a.	9.4%	2.4%	n.a.	n.a.	8.0%

## Annual performance

	2014	2015	2016	2017	2018	YTD
B CHF	n.a.	n.a.	n.a.	n.a.	n.a.	11.5%
BM	n.a.	n.a.	n.a.	n.a.	n.a.	9.3%

## Rolling 12-month-performance



Source: Bellevue Asset Management, 31.08.2019; all figures in CHF %, total return-methodology  
Past performance is not a reliable indicator of future results and can be misleading. As the subfund is denominated in a currency that may differ than an investor's base currency, changes in the rate of exchange may have an adverse effect on prices and incomes. Performance is shown net of fees and expenses for the relevant share class over the reference period. All performance figures reflect the reinvestment of dividends and do not take into account the commissions and costs incurred on the issue and redemption of shares, if any. Individual costs are not taken into account and would have a negative impact on the performance. With an investment amount of EUR 1,000 over an investment period of five years, the investment result in the first year would be reduced by the front-end load of up to EUR 50 (5%) as well as by additional individual custody charges. In subsequent years, the investment result would also be reduced by the individual custody account costs incurred. The reference benchmark of this class is used for performance comparison purposes only (dividend reinvested). No benchmark is directly identical to a subfund, thus the performance of a benchmark is not a reliable indicator of future performance of the subfund it is compared to. There can be no assurance that a return will be achieved or that a substantial loss of capital will not be incurred.

## Top 10 positions

HMS Holding		4.2%
Amedisys		4.0%
Intuitive Surgical		3.8%
Vertex Pharmaceut.		3.6%
Cigna		3.5%
Exelixis		3.4%
Jazz Pharmaceuticals		3.2%
HCA Holdings		3.2%
CSPC Pharmaceutical		3.0%
Shandong Weigao		2.9%
Total top 10 positions		34.9%
Total positions		40

## Sector breakdown

Services		32.0%
Medtech		27.5%
Biotechnology		20.3%
Generics		13.3%
Pharma		4.2%
Cash		2.7%

## Geographic breakdown

United States		36.6%
China		17.9%
Japan		11.2%
Denmark		9.7%
Switzerland		5.2%
Italy		2.8%
Malaysia		2.5%
UAE		2.2%
Sweden		2.2%
South Korea		2.2%
Germany		2.0%
Australia		1.6%
New Zealand		1.4%
Cash		2.7%

## Market commentary

August lived up to its reputation of being a difficult month for stock investors, thanks in part to a renewed escalation of the rancorous US-Sino trade dispute. A string of weak economic data from Germany and China didn't put investors in a buying mood either – that only fanned widespread fears of a recession. Investor angst was compounded by the inversion of the yield curve in the US, where 2-year yields intermittently traded above 10-year yields. Central banks in a number of countries responded to these developments by adopting more expansive monetary policies. Against this backdrop, the broad MSCI World equity index retreated 2.01% (in CHF). Meanwhile the defensive MSCI World Healthcare Index ended the month with a just barely positive performance of 0.01%.

The BB Adamant Sustainable Healthcare Fund ended the month with a negative return of 3.36% (CHF / I shares). For the fund's portfolio, the quarterly reporting season is over. A clear majority of the companies that announced in August their results surprised to the upside but in only rare cases did this trigger a strong mark-up in their share prices. Conversely, a couple of companies in the portfolio released disappointing results and that triggered a massive selloff in their shares. CSPC Pharmaceuticals, the Chinese generics firm, presented solid set of results. Not only that, the positive remarks its management made about the local topic – the government's new centralized drug procurement program – also eased investor worries. Abiomed, the manufacturer of the world's smallest heart pump, was the portfolio's worst performer in August. Its shares tanked after publishing Q2 results that fell short of expectations. Although Evotec presented good quarterly results and raised its guidance, it was a weak performer, too, due to short selling by hedge funds.

## Investment process

The fund's investment universe is derived from the proprietary Adamant Healthcare Index that has been successfully managed since 2007. This index filters out about 600 stocks from a global pool of more than 4000 listed healthcare stocks. Another filter based on ESG ratings is then applied to this initial universe of 600 investable stocks. Companies are thus screened according to environmental, social and corporate governance criteria. In this analysis we rely on the long-standing expertise of our research partner Sustainalytics.

To qualify for a spot in the fund's portfolio, a company must meet several ESG criteria: They must rank among the sustainability leaders in their industry (best-in-class approach), they cannot be involved in serious ESG-relevant controversies or in any controversial business activities, and they must comply with all 10 principles of the UN Global Compact. There are caps on the amount of sales a qualifying company can generate from controversial business activities and practices. After applying the ESG filter, about 40-50% of the stocks in the initial universe qualify for investment by the fund. The next step is a time-tested factor analysis based on four quantitative and four qualitative parameters. The objective here is to select companies that are inexpensive and generating fast growth and that have a robust competitive profile that will allow them to defend their leadership in years to come.


Ultimately a portfolio of 40 of the most sustainable companies in the healthcare industry, 10 from each of the 4 regions (Western Europe, North America, Japan/Oceania and Emerging Markets), is constructed. The application of the 8 factors has typically led to a focus on mid cap stocks and the underweighting of pharma stocks as well as the North America region relative to the MSCI World Healthcare Index. The composition of the portfolio is reviewed and rebalanced every six months.

Source: Bellevue Asset Management, 31.08.2019;

For illustrative purposes only. Holdings and allocations are subject to change. Any reference to a specific company or security does not constitute a recommendation to buy, sell, hold or directly invest in the company or securities. Where the subfund is denominated in a currency other than an investor's base currency, changes in the rate of exchange may have an adverse effect on price and income.

## Risk and return profile

The aim of the fund is to achieve a good and competitive level of capital growth over the long term. It is especially suitable for investors who wish to focus on sustainability and have an investment horizon of at least five years. The fund exhibits the level of risk that is typical of equity investments.



The calculation of the risk and earnings profile is based on simulated/historical data, which cannot be used as a reliable indication of the future risk profile. The classification of the fund may change in future and does not constitute a guarantee. Even a fund classed in category 1 does not constitute a completely risk-free investment. There can be no guarantee that a return will be achieved or that a substantial loss of capital will not be incurred. The overall risk exposure may have a strong impact on any return achieved by the fund or subfund. For further information please refer to the fund prospectus or KIID.

### Liquidity risk

The fund may invest some of its assets in financial instruments that may in certain circumstances reach a relatively low level of liquidity, which can have an impact on the fund's liquidity.

### Risk arising from the user of derivatives

The fund may conclude derivatives transactions. This increases opportunities, but also involves an increased risk of loss.

### Currency risks

The fund may invest in assets denominated in a foreign currency. Changes in the rate of exchange may have an adverse effect on prices and incomes.

### Operational risks and custody risks

The fund is subject to risks due to operational or human errors, which can arise at the investment company, the custodian bank, a custodian or other third parties.

## Target market

The fund is suitable for retail and professional investors in Austria, Germany, Luxembourg, Spain and Switzerland.

## Chances

- Investments in the 40 most attractive healthcare stocks worldwide with due account taken of current sustainability criteria.
- Many years of recognized bottom up expertise coupled with comprehensive sustainability research from Sustainalytics.
- The sustainability filter combines a best-in-class approach with the application of a strict exclusion procedure.
- Semi-active portfolio management: Half-yearly company evaluation and rebalancing.
- Underweighting of pharma and US stocks against the relevant healthcare indices, and a strong focus on mid caps.

You can find a detailed presentation of the risks faced by this fund in the "Special Investment Risks" section of the sales prospectus.

## Management Team



### Zahide Donat

#### Portfolio Manager since inception of the fund

Joined Bellevue in 2015 as Portfolio Manager. Prior to joining Bellevue she spent two years at Credit Suisse as banking operations specialist in fixed income and from 2010 und 2013 as relationship manager at Migros Bank.



### Dr. Cyrill Zimmermann

#### Portfolio Manager since inception of the fund

Joined Bellevue in 2015 as Head Healthcare Funds & Mandates and member of the Executive Board. From 2001 to 2014 he was CEO and co-founder of Adamant Biomedical Investment.



### Samuel Stursberg

#### Portfolio Manager since inception of the fund

Joined Bellevue in 2015 as Head Research Healthcare Funds & Mandates. Prior to joining Bellevue he spent 7 years as Head Research at Adamant Biomedical Investments and 4 years as analyst in the healthcare sector at Sustainable AM.

Signatory of:



## *Important information*

This marketing communication relates to Bellevue Funds (Lux) (hereinafter the “Fund”), an investment company with variable capital “société à capital variable” (SICAV) under the current version of the Law of the Grand Duchy of Luxembourg of 10 August 1915 on commercial companies (“Law of 1915”) and is authorized under Part I of the Law of 17 December 2010 relating to undertakings for collective investment (“Law of 2010”) as an undertaking for collective investment (UCITS). BB Adamant Sustainable Healthcare is a subfund of Bellevue Funds (Lux).

This marketing communication is issued by Bellevue Asset Management AG, which is an authorized asset manager subject to the supervision of the Swiss Financial Market Supervisory Authority (FINMA) and acts as an Investment Manager of the Fund. The Prospectus, statutes, the annual and half-yearly report, the share prices and further information about the Fund can be obtained free of charge in English and German from the management company of the Fund, Bellevue Asset Management AG, Seestrasse 16, CH-8700 Küsnacht, from the representative, paying, facilities and information agents mentioned below or online at [www.bellevue.ch](http://www.bellevue.ch). The Key Investor Information documents are available free of charge in the languages of the countries of distribution (German for Germany, Austria and Switzerland, Spanish in Spain and English and German in Luxembourg) at [www.fundinfo.com](http://www.fundinfo.com).

This document is neither directed to, nor intended for distribution or use by, any person or entity who is a citizen or resident of any locality, state, country or jurisdiction where such distribution, publication, availability or use would be contrary to law or regulation. It is particularly not intended for US persons, as defined under Regulation S of the U.S. Securities Act of 1933, as amended. The information and data presented in this document are not to be considered as an offer to buy, sell or subscribe to any securities or financial instruments. The information, opinions and estimates contained in this document reflect a judgment at the original date of release and are subject to change without notice. This information pays no regard to the specific or future investment objectives, financial or tax situation or particular needs of any specific recipient and in particular tax treatment depends on individual circumstances and may be subject to change.

This document is not to be relied upon in substitution for the exercise of independent judgment. Before making any investment decision, investors are recommended to ascertain if this investment is suitable for them in the light of their financial knowledge and experience, investment goals and financial situation, or to obtain specific advice from an industry professional. The details and opinions contained in this document are not to be considered as recommendation or investment advice. Every investment involves risk, especially with regard to fluctuations in value and return, and investors’ capital may be at risk. If the currency of a financial product is different from your reference currency, the return can increase or decrease as a result of currency fluctuations. Past performance is no indicator for the current or future performance. The performance data are calculated without taking account of commissions and costs that result from subscriptions and redemptions. Commissions and costs have a negative impact on performance. For more information about the associated costs, please refer to the related costs and fees section of the prospectus. Any benchmarks/indices cited herein are provided for information purposes only. No benchmark/index is directly comparable to the investment objectives, strategy or universe of the subfund. The performance of a benchmark shall not be indicative of past or future performance of the sub-fund. Financial transactions should only be undertaken after having carefully studied the current valid prospectus and are only valid on the basis of the latest version of the prospectus and available annual and half-yearly reports. Please take note of the risk factors.

### **Countries of distribution and local representatives**

The Bellevue Funds (Lux) is registered and admitted for public distribution in Austria, Germany, Luxembourg, Spain and Switzerland.

#### **Austria**

Paying and information agent: ERSTE BANK der oesterreichischen Sparkassen AG, Am Belvedere 1, A-1100 Vienna

#### **Germany**

Information agent: ACOLIN Europe GmbH, Reichenaustrasse 11a-c, D-78467 Konstanz

#### **Spain**

Representative: atl Capital, Calle de Montalbán 9, ES-28014 Madrid - CNMV under the number 938

#### **Switzerland**

The Bellevue Funds (Lux) SICAV is registered for public offering and distribution in Switzerland with the Swiss Financial Market Supervisory Authority.

Representative agent in Switzerland: ACOLIN Fund Services AG, Leutschenbachstrasse 50, CH-8050 Zurich

Paying agent in Switzerland: Bank am Bellevue AG, Seestrasse 16, P.O.Box, CH-8700 Küsnacht

You can obtain the sales prospectus, Key Investor Information Document (“KIID”), statutes and the current annual and half-yearly reports, the current share prices and further information about the fund free of charge in German from the management company Bellevue Asset Management AG, Seestrasse 16, CH-8700 Küsnacht, the representative agent in Switzerland or online at [www.bellevue.ch](http://www.bellevue.ch).

In respect of the units distributed in or from Switzerland, the place of performance and jurisdiction is at the registered office of the representative agent.

Copyright©2019 Bellevue Asset Management, Inc. All rights reserved.

Citywire Informationen sind eigentumsrechtlich geschützte und vertrauliche Informationen von Citywire Financial Publishers Ltd („Citywire“) und dürfen nicht kopiert werden. Citywire schliesst jegliche Haftung aus, die sich aus ihrer Verwendung ergibt.

The most important terms are explained in the glossary at [www.bellevue.ch/en/glossary](http://www.bellevue.ch/en/glossary)