

Template periodic disclosure for the financial products referred to in Article 8, paragraphs 1, 2 and 2a, of Regulation (EU) 2019/2088 and Article 6, first paragraph, of Regulation (EU) 2020/852

Name of product: **Bellevue Healthcare Strategy (LUX)**

Corporate identifier (LEI) – 2221005FSQ5HYX7RY502

Sustainable investment means an investment in an economic activity that contributes to an environmental or social objective, provided that the investment does not significantly harm any environmental or social objective and that the investee companies follow good governance practices.

The **EU Taxonomy** is a classification system laid down in Regulation (EU) 2020/852, establishing a list of **environmentally sustainable economic activities**. That Regulation does not include a list of socially sustainable economic activities. Sustainable investments with an environmental objective might be aligned with the Taxonomy or not.

Environmental and/or social characteristics

Did this financial product have a sustainable investment objective?	
<p><input checked="" type="radio"/> <input type="radio"/> Yes</p> <p><input type="checkbox"/> It made sustainable investments with an environmental objective: ____%</p> <p><input type="checkbox"/> in economic activities that qualify as environmentally sustainable under the EU Taxonomy</p> <p><input type="checkbox"/> in economic activities that do not qualify as environmentally sustainable under the EU Taxonomy</p> <p><input type="checkbox"/> It made sustainable investments with a social objective: ____%</p>	<p><input checked="" type="radio"/> <input type="radio"/> <input checked="" type="checkbox"/> No</p> <p><input checked="" type="checkbox"/> It promoted Environmental/Social (E/S) characteristics and while it did not have as its objective a sustainable investment, it had a proportion of 72.1____% of sustainable investments</p> <p><input type="checkbox"/> with an environmental objective in economic activities that qualify as environmentally sustainable under the EU Taxonomy</p> <p><input checked="" type="checkbox"/> with an environmental objective in economic activities that do not qualify as environmentally sustainable under the EU Taxonomy</p> <p><input checked="" type="checkbox"/> with a social objective</p> <p><input type="checkbox"/> It promoted E/S characteristics, but did not make any sustainable investments</p>



To what extent were the environmental and/or social characteristics promoted by this financial product met?

The investment strategy takes into account social, environmental as well as governance-related characteristics (ESG) as part of the implementation of its investment objectives, in accordance with the provisions of Article 8 of the EU Disclosure Regulation 2019/2088 (EU SFDR). These mainly include the following elements: Exclusion of serious violations of global norms, value-based exclusions based on revenue thresholds, ESG integration into fundamental company analysis, ESG

Sustainability indicators measure how the environmental or social characteristics promoted by the financial product are attained.

stewardship through constructive company dialogue (engagement), and exercise of voting rights (proxy voting).

● **How did the sustainability indicators perform?**

The sustainability indicators are represented by the minimum exclusion criteria, by ESG integration and by Stewardship (engagement and proxy voting) activities specified in the mandatory elements of the investment strategy. The mandatory exclusion criteria applied were checked by the investment monitoring system/portfolio management system and were complied with at all times.

A Global Norms: none of the portfolio companies exhibited very severe controversies (MSCI ESG Fail status) against UN Global Compact, UN Guiding Principles on Business and Human Rights and Standards and Rights of the International Labour Organization (ILO 1 + 2).

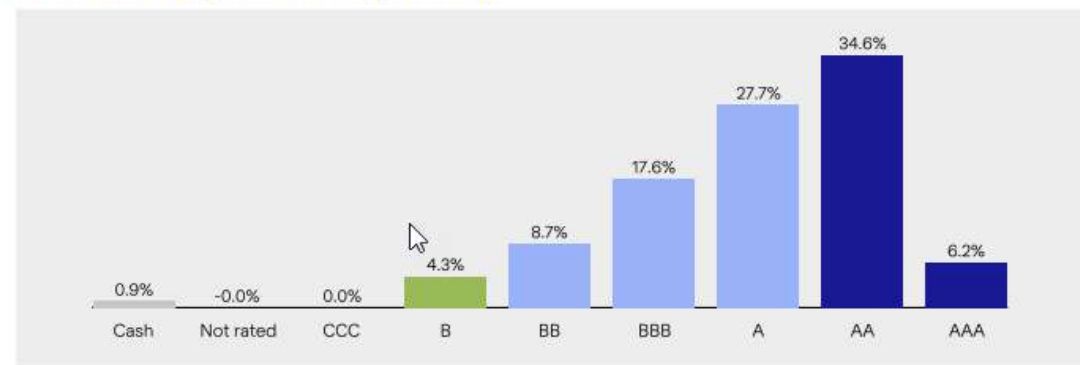
B Value-based exclusions: all portfolio companies were within the permissible revenue tolerances. Find below the value-based exclusions overview as per June 30, 2023:

Value based exclusions

Criteria	Revenue tolerance	Number of companies involved (within tolerance)	Aggr. weight of companies involved (within tolerance) in %
Controversial weapons	0.0%	0	0.0%
Conventional weapons	10.0%	0	0.0%
Thermal coal	5.0%	0	0.0%
Fracking / oil sands	5.0%	0	0.0%
Production of tobacco	5.0%	0	0.0%
Sale of tobacco	20.0%	0	0.0%
Adult entertainment	5.0%	0	0.0%
Gambling	5.0%	0	0.0%
Palm oil	5.0%	0	0.0%

C ESG integration: Based on the premise that sustainability risks can have a negative impact on returns, the aim of ESG integration is to identify and address such risks within the scope of the investment process. The data gained through ESG screening is also used by the asset manager to anticipate new developments with respect to sustainability and to incorporate these findings into its investment decisions. As per June 30, 2023, the fund exhibited following ESG rating profile:

MSCI ESG rating distribution (portfolio)



ESG research coverage

ESG Rating	99.1%
ESG Carbon Data	99.1%
ESG Net Alignment Scores (SDG)	99.1%
UN Global Compact	99.1%
UNGPs (Human Rights)	99.1%
ILO Set of Standards	99.1%

D Stewardship: For the year from June 30, 2022 until June 30, 2023, the fund executed its voting rights for 51 companies or 100% of the portfolio holdings and formally engaged with selected companies on ESG.

What were the objectives of the sustainable investments that the financial product partially made and how did the sustainable investment contribute to such objectives?

The goals of sustainable investments are to positively contribute to at least one of the 17 United Nations Sustainable Development Goals (UN SDGs). The MSCI ESG Rating and MSCI UN SDG Alignment Score methodologies allow an investment to qualify as sustainable under the provisions of Article 2(17) of the EU SFDR.

As per end of the reporting period, the fund's holdings exhibited on aggregate a positive alignment to following UN SDGs (highlighted in color):



Principal adverse impacts are the most significant negative impacts of investment decisions on sustainability factors relating to environmental, social and employee matters, respect for human rights, anti-corruption and anti-bribery matters.

How did the sustainable investments that the financial product partially made not cause significant harm to any environmental or social sustainable investment objective?

The sustainable investments must not significantly harm (DNSH) any of the 17 United Nations Sustainable Development Goals (UN SDGs). Therefore we currently use the so-called UN SDG Alignment Score methodology provided by MSCI ESG. The scale for the SDG Alignment Score ranges from -10.0 to +10.0. A company that shows a positive contribution to at least one of the 17 UN SDGs (i.e. MSCI ESG UN SDG Net Alignment Score ≥ 2.0) must not show a negative contribution to any other UN SDG (i.e. MSCI ESG UN SDG Net Alignment

Score <-2.0). Furthermore, the issuers must exhibit at least an MSCI ESG rating of BB ("Good Governance"). All holdings that contribute positively to UN SDGs are simultaneously tested on DNSH and good governance. BAM Risk Management and BAM Product Management perform regular portfolio checks (at least quarterly) to ensure that sustainable investments comply with DNSH and Good Governance.

J

— — — *How were the indicators for adverse impacts on sustainability factors taken into account?*

The adverse impact indicators were considered within the minimum exclusion criteria (no serious violations of UN Global Compact, UN Guiding Principles on Business and Human Rights Compliance and standards and rights of the International Labor Organisation). This was implicitly accompanied by consideration of PAIs No.4 (investment in fossil fuel companies), No.10 (violations of the UNGC Principles and the Organization for Economic Co-operation and Development (OECD) Guidelines for Multinational Enterprises), and No.14 (engagement in controversial weapons (anti-personnel mines, cluster munitions, chemical and biological weapons). Furthermore, No.3 (GHG intensity), No.8 (water emissions) and No.9 (hazardous waste) were explicitly considered as separate criteria. PAI No. 1 (GHG emissions) and No. 2 (GHG footprint) are included in the MSCI ESG overall rating with different weightings depending on the industry relevance and were thus implicitly taken into account via the MSCI ESG minimum rating of "BB" per issuer.

— — — *Were sustainable investments aligned with the OECD Guidelines for Multinational Enterprises and the UN Guiding Principles on Business and Human Rights? Details:*

The OECD Guidelines were taken into account as part of the minimum exclusion criteria (no serious violations of UN Global Compact, UN Guiding Principles on Business and Human Rights Compliance and standards and rights of the International Labor Organisation). In addition to data from MSCI ESG Research, public company data, broker research and specific exchanges with companies were also used to assess sustainability.



How did this financial product consider principal adverse impacts on sustainability factors?

The main adverse impacts of investment decisions on sustainability factors (PAIs) were taken into account in the "minimum exclusion criteria" mentioned in the context of the mandatory elements of the investment strategy and at least for the proportion of the fund assets categorized as "investments with sustainable characteristics" and as "sustainable investments". This was implicitly accompanied by the consideration of PAIs No.4 (investment in fossil fuel companies), No.10 (violations of UNGC principles

and of the Organization for Economic Cooperation and Development (OECD) Guidelines for Multinational Enterprises) and No.14 (engagement in controversial weapons (anti-personnel mines, cluster munitions, chemical and biological weapons). Furthermore, No.3 (GHG intensity), No.8 (water emissions) and No.9 (hazardous waste) were explicitly considered as separate criteria. PAI No. 1 (GHG emissions) and No. 2 (GHG footprint) were included in the MSCI ESG overall rating with different weightings depending on the industry relevance and were thus implicitly taken into account via the MSCI ESG minimum rating of BB per issuer.

The EU Taxonomy sets out a “do not significant harm” principle by which Taxonomy-aligned investments should not significantly harm EU Taxonomy objectives and is accompanied by specific Union criteria.

The “do no significant harm” principle applies only to those investments underlying the financial product that take into account the EU criteria for environmentally sustainable economic activities. The investments underlying the remaining portion of this financial product do not take into account the EU criteria for environmentally sustainable economic activities.

Any other sustainable investments must also not significantly harm any environmental or social objectives.



What were the top investments of this financial product?

NAME	AVG WEIGHT IN %	COUNTRY	SECTOR
IQVIA HOLDINGS INC	3.6%	UNITED STATES	Health Care
JAZZ PHARMACEUTICALS PLC	3.5%	UNITED STATES	Health Care
MOLINA HEALTHCARE INC	3.2%	UNITED STATES	Health Care
HYGEIA HEALTHCARE HOLDINGS C	3.0%	CHINA	Health Care
HALOZYME THERAPEUTICS INC	3.0%	UNITED STATES	Health Care
PFIZER INC	2.8%	UNITED STATES	Health Care
HCA HEALTHCARE INC	2.8%	UNITED STATES	Health Care
DANAHER CORP	2.8%	UNITED STATES	Health Care
NOVO NORDISK A/S-B	2.7%	DENMARK	Health Care
RICHTER GEDEON NYRT	2.7%	HUNGARY	Health Care
STRAUMANN HOLDING AG-REG	2.6%	SWITZERLAND	Health Care
WUXI BIOLOGICS CAYMAN INC	2.6%	CHINA	Health Care
HARMONY BIOSCIENCES HOLDINGS	2.6%	UNITED STATES	Health Care
ASTRAZENECA PLC	2.6%	BRITAIN	Health Care
RAIA DROGASIL SA	2.5%	BRAZIL	Consumer Staples

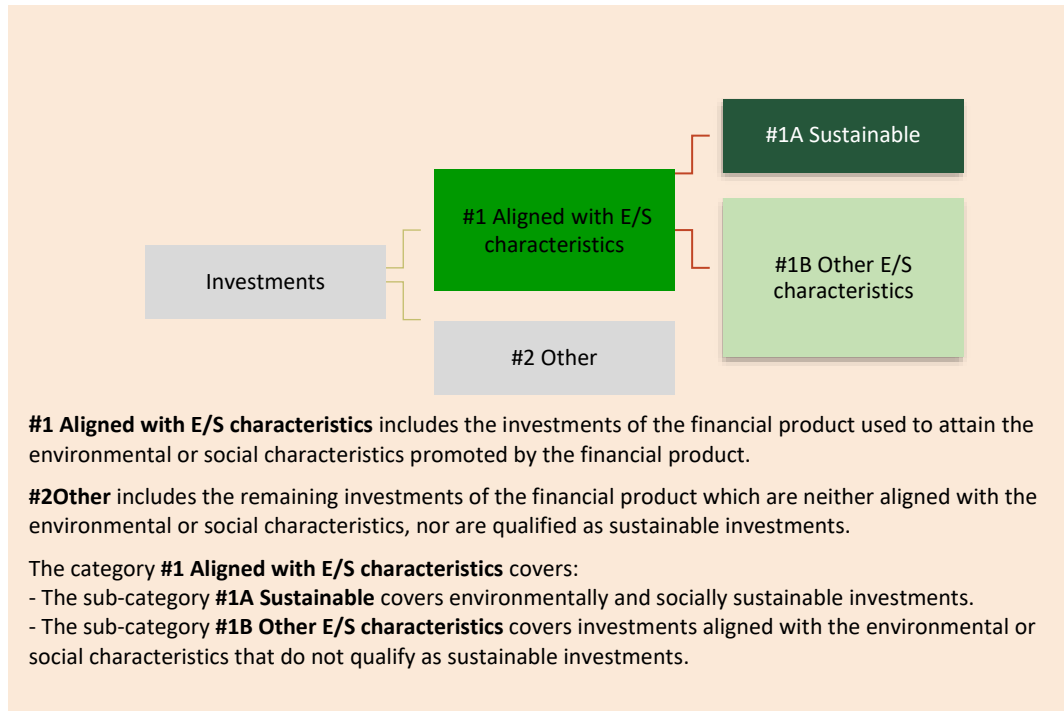
Above data has been compiled based on daily closing prices and averaged for the reference period. Classification of securities including Sector and Country are determined as at the last day of the reference period.

The list includes the investments constituting **the greatest proportion of investments** of the financial product during the reference period which is from June 30, 2022 until June 30, 2023

Asset allocation describes the share of investments in specific assets.

What was the proportion of sustainability-related investments?

● What was the asset allocation?

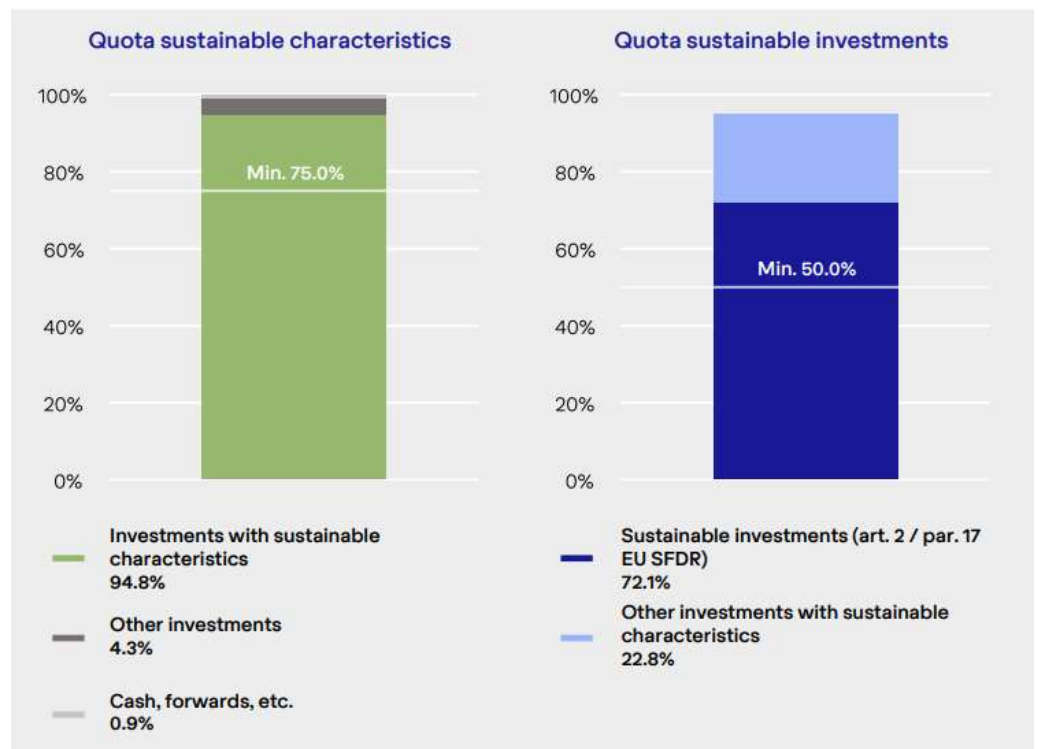


As per end of the reporting period, the fund exhibited following asset allocation according to EU SFDR:

[To comply with the EU Taxonomy, the criteria for **fossil gas** include limitations on emissions and switching to fully renewable power or low-carbon fuels by the end of 2035. For **nuclear energy**, the criteria include comprehensive safety and waste management rules.

Enabling activities directly enable other activities to make a substantial contribution to an environmental objective.

Transitional activities are activities for which low-carbon alternatives are not yet available and among others have greenhouse gas emission levels corresponding to the best performance.



● In which economic sectors were the investments made?

During the reporting period, the fund was invested in following economic sectors:

SECTOR	SUB-SECTOR	Sum of AVG WEIGHT IN %
Consumer Staples		
	Consumer Staples Distribution	2.5%
Health Care		
	Biotechnology	16.1%
	Health Care Equipment & Suppli	17.8%
	Health Care Providers & Servic	14.3%
	Health Care Technology	3.6%
	Life Sciences Tools & Services	14.9%
	Pharmaceuticals	29.8%
Other (Cash)		1.1%
Total		100.0%

Above data has been calculated based on daily closing prices and averaged for the reference period. Classification of securities including Sector and Country are determined as at the last day of the reference period.

During the period under review, the fund was not investing in companies, that derive revenues from exploration, mining, extraction, production, processing, storage, refining or distribution, including transportation, storage and trade, of fossil fuels as defined in Article 2, point (62), of Regulation (EU) 2018/1999 of the European Parliament and of the Council.



To what extent were the sustainable investments with an environmental objective aligned with the EU Taxonomy?

Taxonomy-aligned activities are expressed as a share of:

- **turnover** reflecting the share of revenue from green activities of investee companies.
- **capital expenditure** (CapEx) showing the green investments made by investee companies, e.g. for a transition to a green economy.
- **operational expenditure** (OpEx) reflecting green operational activities of investee companies.

are sustainable investments with an environmental objective that **do not take into account the criteria** for environmentally sustainable economic activities under Regulation (EU) 2020/852.

The main objective of this fund is to achieve long-term capital growth by considering E/S characteristics. Therefore, this sub-fund does not currently commit to invest a minimum proportion of its total assets in environmentally sustainable economic activities as defined in Article 3 of the EU Taxonomy Regulation (2020/852). This also concerns information on investments in economic activities that are classified as enabling or transitional activities pursuant to Article 16 or 10(2) of the EU Taxonomy Regulation (2020/852).

● **Did the financial product invest in fossil gas and/or nuclear energy related activities complying with the EU Taxonomy¹?**


☐ Yes:

☐ In fossil gas

☐ In nuclear energy

☒ No

The graphs below show in green the percentage of investments that were aligned with the EU Taxonomy. As there is no appropriate methodology to determine the taxonomy-alignment of sovereign bonds, the first graph shows the Taxonomy alignment in relation to all the investments of the financial product including sovereign bonds, while the second graph shows the Taxonomy alignment only in relation to the investments of the financial product other than sovereign bonds.*



* For the purpose of these graphs, 'sovereign bonds' consist of all sovereign exposures.

¹ Fossil gas and/or nuclear related activities will only comply with the EU Taxonomy where they contribute to limiting climate change ("climate change mitigation") and do not significantly harm any EU Taxonomy objective - see explanatory note in the left hand margin. The full criteria for fossil gas and nuclear energy economic activities that comply with the EU Taxonomy are laid down in Commission Delegated Regulation (EU) 2022/1214.

● **What was the share of investments made in transitional and enabling activities?**

Transitional activities 0%; enabling activities 0%



What was the share of sustainable investments with an environmental objective not aligned with the EU Taxonomy?

Sustainable investments are assessed on the basis of their contributions to the 17 United Nations Sustainable Development Goals (SDGs). As those encompass environmental as well as social objectives, a separate minimum quota for E and S cannot be set. Per end of the period under review the fund held 72.1% sustainable investments whereas the total share of sustainable investments in relation to environmental goals of the fund was at least 1%.



What was the share of socially sustainable investments?

Sustainable investments are assessed on the basis of their contributions to the 17 United Nations Sustainable Development Goals (SDGs). As those encompass environmental as well as social objectives, a separate minimum quota for E and S cannot be set. Per end of the period under review the fund held 72.1% sustainable investments whereas the total share of sustainable investments in relation to social goals of the fund was at least 1%.



What investments were included under “other”, what was their purpose and were there any minimum environmental or social safeguards?

Hedging instruments, investments for diversification purposes, investments for which no data are available, or cash for liquidity management.



What actions have been taken to meet the environmental and/or social characteristics during the reference period?

BAM Risk Management and BAM Product Management was periodically checking the portfolios against compliance with our BAM Exclusion list which considers global norms and value-based norms compliance. Moreover, the fund was investing at least 75% of its portfolio in stocks with MSCI ESG rating of at least BB or higher in order to be qualified as an investment with ESG characteristics. With regards to its positive contributions to UN SDGs the fund was investing at least 50% of its portfolio in stocks with a positive alignment to at least one UN SDG (incl. DNSH and good governance). As mentioned above, selected companies were subject of an engagement process and the fund voted for 100% of its holdings thereby considering ISS advisory recommendations.



How did this financial product perform compared to the reference benchmark?

No reference benchmark is defined for the measurement of its ESG characteristics.

- *How does the reference benchmark differ from a broad market index?*

N/A

- *How did this financial product perform with regard to the sustainability indicators to determine the alignment of the reference benchmark with the environmental or social characteristics promoted?*

N/A

- *How did this financial product perform compared with the reference benchmark?*

N/A

- *How did this financial product perform compared with the broad market index?*

N/A

Reference benchmarks are indexes to measure whether the financial product attains the environmental or social characteristics that they promote.